

# Workday Live

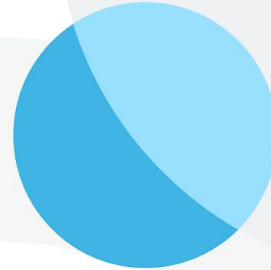
at Workday Elevate

**London**  
133 Houndsditch,  
Liverpool Street,

24 May 2023



**Doing right has  
never been more  
important – ESG  
with Workday**



# Safe Harbor Statement

This presentation may contain forward-looking statements for which there are risks, uncertainties, and assumptions. Forward-looking statements may include any statements regarding strategies or plans for future operations; any statements concerning new features, enhancements or upgrades to our existing applications or plans for future applications; any projections of revenues, gross margins, earnings, or other financial items; and any statements of expectation or belief. Forward-looking statements are based only on currently available information and our current beliefs, expectations, and assumptions regarding the future of our business, future plans and strategies, projections, anticipated events and trends, the economy, and other future conditions. Because forward-looking statements relate to the future, they are subject to inherent uncertainties, risks, and changes in circumstances that are difficult to predict and many of which are outside of our control. Our actual results and financial condition may differ materially from those indicated in the forward-looking statements, and therefore you should not rely on any forward-looking statements that we may make. Further information on risks that could affect Workday's results is included in our filings with the Securities and Exchange Commission which are available on the Workday investor relations webpage: [www.workday.com/company/investor\\_relations.php](http://www.workday.com/company/investor_relations.php)

Workday assumes no obligation for, and does not intend to update, any forward-looking statements. Any unreleased services, features, functionality or enhancements referenced in any Workday document, roadmap, blog, our website, press release or public statement that are not currently available are subject to change at Workday's discretion and may not be delivered as planned or at all.

Customers who purchase Workday services should make their purchase decisions based upon services, features, and functions that are currently available.



Tirdad Bakhshandeh

Solution Consultant,  
Workday



Marion Carr

Senior Manager, Product  
Marketing, Workday

# Why ESG Matters Now



# Rising Global Demand for Accountability in Rapidly Changing Regulatory Environment

## SEC final rule - expected in Spring 2023



All **publicly traded** companies must report on Scope 1, 2 & 3 emissions

## CSRD final rule in effect 2023



All **large & listed EU** companies must comply with the EU's Corporate Sustainability Reporting Directive (CSRD)

## TCFD requirement in effect April 2022



All **publicly traded** companies & **large private** companies must comply with Task Force for Climate-Related Financial Disclosure (TCFD)


# Customers need to measure carbon emissions, report for regulatory compliance & take action to meet ESG targets

## Measure




- Difficult to accurately measure carbon emissions
- Challenging to manage & consolidate ESG data across silos

## Report



- Need to report and comply with financial disclosures & pass audits
- Lack a single, auditable data repository for easy reporting

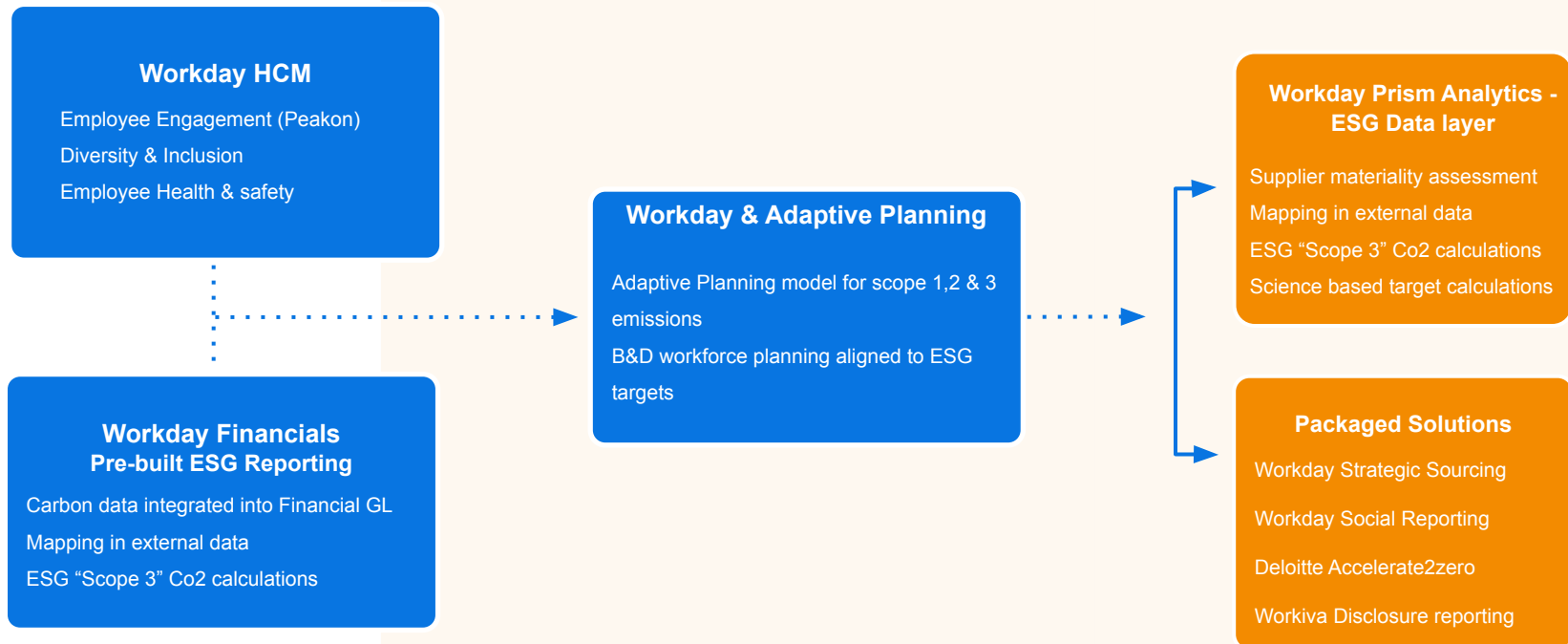
## Action



Inefficient processes for managing ESG strategy across cross-functional teams

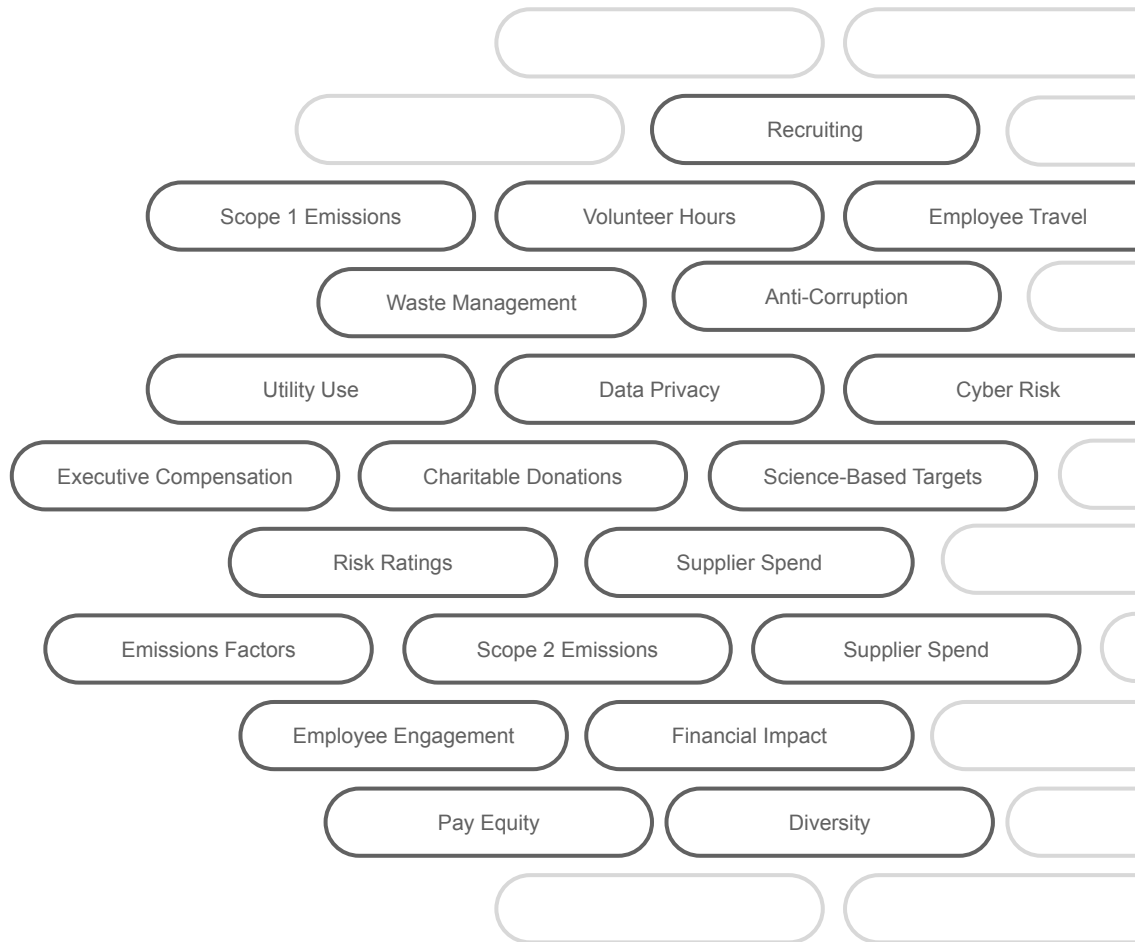
# ESG with Workday

Security | Governance | Reportable Insights with Drill Back





# Where is your sustainability data?



# Bringing it all Together in Workday

ESG data:

People data

Financial data

Operational data

workday



HCM



Financial Mgmt.



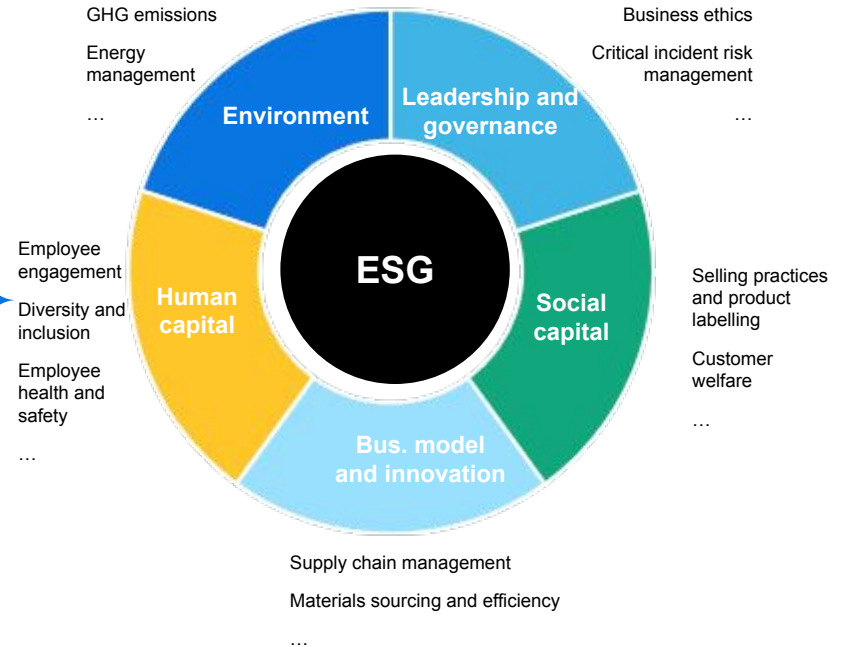
Strategic Sourcing



Prism Analytics



Peakon



The image features a solid dark blue background. On the left side, there are two overlapping circles. The upper circle is a bright cyan color, and the lower circle is a lighter, pale blue. The word "Demo" is written in a white, bold, sans-serif font, positioned to the right of the intersection of the two circles.

**Demo**

## Take Survey

Thank you for your participation in this Survey. Your answers will help us to better understand how commuter transportation affects our company's carbon footprint

Car emissions: EPA

Train/Bus source: [https://www.apta.com/wp-content/uploads/Standards\\_Documents/APTA-SUDS-CC-RP-001-09\\_Rev-1.pdf](https://www.apta.com/wp-content/uploads/Standards_Documents/APTA-SUDS-CC-RP-001-09_Rev-1.pdf)

How often do you commute to work?

- ☐ Every day
- ☐ 2-4 Times a week
- ☒ 1-3 Times a week
- ☐ Once a week
- ☐ Very Rarely or Never

How many miles is your commute to the office? \*

What mode of transportation do you typically take to the office?

- ☐ Gas-powered passenger vehicle
- ☐ Hybrid passenger vehicle
- ☐ Fully electric passenger vehicle
- ☐ Rideshare / carpool
- ☐ Train
- ☐ Bus
- ☐ Bike
- ☐ Walk
- ☐ Work from Home

OK

Cancel

# Central Repository for ESG Data




**One Enterprise Management Cloud** for visibility into HR and Financial Sustainability-related metrics



**Appeal to CFO and CSO** with ability to incorporate sustainability into strategic decision-making



**Leverage existing functionality and Prism Analytics** for 360° view into Sustainability KPIs



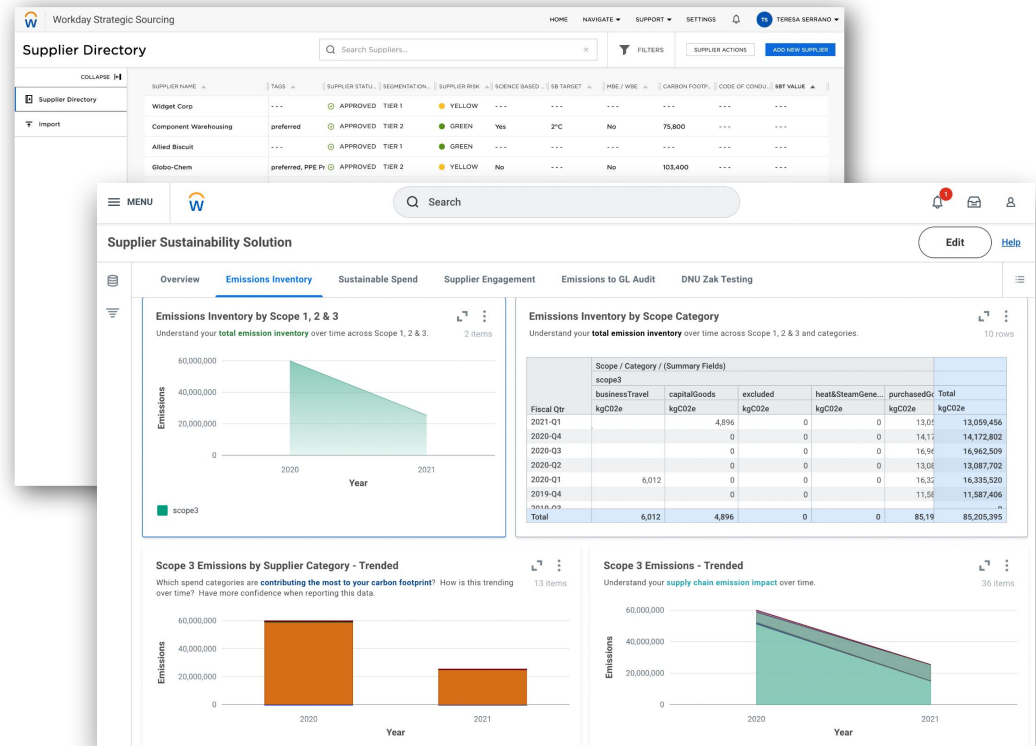


# **Spotlight on Workday ESG Solutions**

# Supplier Sustainability

Improve the sustainability and resilience of your supply chain

- Select sustainable suppliers by incorporating ESG data in sourcing events
- Blend 3rd party ratings and sustainability data to track supplier performance and support SBTs
- Blend 3rd party emissions factors with Workday supplier data to prioritize sustainable suppliers and calculate scope 3 emissions



← Supplier Accounts

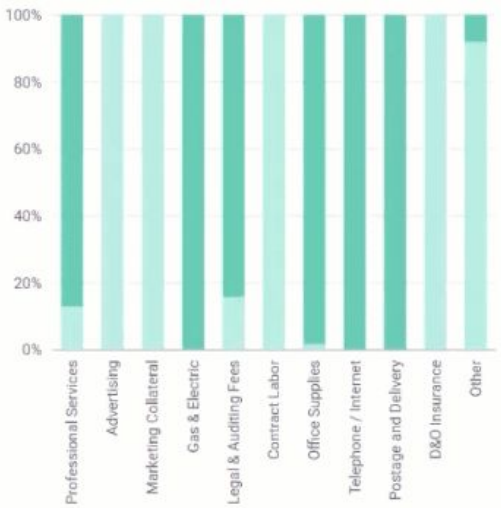
Supplier Accounts

Supplier Spend by SBT Participation (ESG)



MQ Technologies, Inc. - Yes MQ Technologies, Inc. - No  
Tori Tech - Yes Tori Tech - No

Managed vs Unmanaged Invoice Spend



Amount \$1,990,155

Spend Category as Worktag	Managed	Unmanaged	Amount
Professional	\$50,280	\$341,000	\$391,280

Actions

- Create Supplier Invoice
- Supplier Invoice Workbench
- Create Ad Hoc Payment
- More (2)

Reports

- AP Metrics
- Find Purchase Orders
- Find Supplier Invoices
- More (4)

Innovation

- Supplier Invoice Automation
- Supplier Invoice Automation Recording

Company	Supplier has set a Science-based Target?	Total	
		Spend %	Total Spend

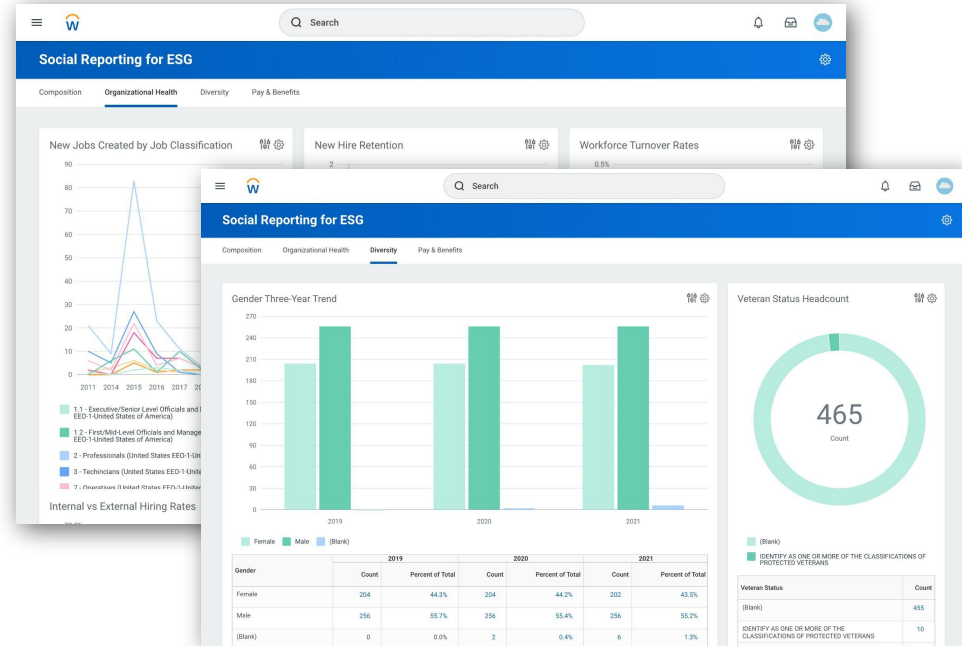




# Social Reporting

## Streamlined workforce reporting to support ESG goals

- Leverage delivered report configurations to analyse your progress against social ESG goals and prepare for disclosure
- Quickly understand worker breakdown by metrics like age, race/ethnicity.
- Understand how you are compensation different employees, including base/bonus breakdown & benefit enrollment.



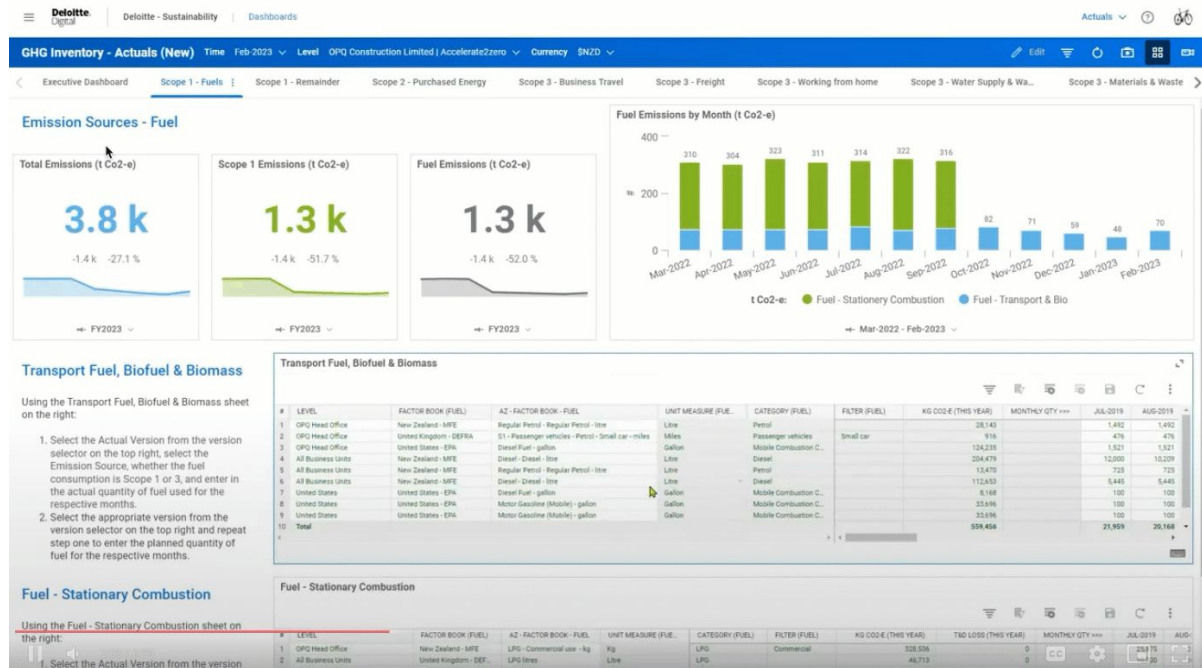


# Spotlight on Workday Partner Solutions Solutions

# Accelerate2zero by Deloitte

## Understand the bottom-line impact of your carbon-reduction strategy

- Maps multi-year data-based emissions targets and abatement strategies, which combine financial and non-financial decision making.
- Enhance planning flexibility through scenario modelling, interactive dashboards and collaborative capabilities.



# Workiva Disclosure Reporting

Regulatory and management reporting made efficient and cost effective

- Workiva's Workday Approved integration leverages Workday's Report-As-A-Service for connecting custom reports from Workday to Workiva.
- Efficient and automated process for management and disclosure reporting.

The screenshot displays the Workiva ESG Reporting 3.5.0 interface. The main window shows a structured data table titled 'ESG Report Example'. The table has columns for Category, Subcategory, Region, GHG Category, Emissions (tCO2e), and Year. The data is organized into a grid with rows for various categories like Travel, Accommodations, Office, and Goods & services, and columns for different regions and GHG categories. The interface includes a sidebar with a 'Structured Data' section and a 'Connections' panel on the right showing 'Workday - Carbon Data' and 'HR - Source Data'.

Category	Subcategory	Region	GHG Category	Emissions (tCO2e)	Year
Travel	Accommodations	North America	Scope 3 Employee Commute and Remote Work	95 509	2022
Travel	Natural gas	North America	Scope 3 Employee Commute and Remote Work	5 466	2021
Goods & services	Photography	Europe	Scope 3 Data Centers Non-IT Electricity	2 056	2022
Goods & services	Electricity	North America	Scope 3 Employee Commute and Remote Work	43 221	2022
Offices	Energy Use	Africa	Scope 1 Company-Operated Vehicles	5 42	2022
Employees	Home offices	Africa	Scope 3 Business Travel	5 192	2021
Cloud	Cloud electricity	North America	Scope 3 Data Centers Non-IT Electricity	7 783	2022
Cloud	Hosting	Europe	Scope 3 Data Centers Non-IT Electricity	36 597	2021
Offices	Electricity	Africa	Scope 2 Purchased Electricity	20 080	2022
Goods & services	Telecommunications	Europe	Scope 3 Data Centers Non-IT Electricity	341 529	2021
Employees	Commute	APJ	Scope 3 Business Travel	19 942	2021
Offices	Refillables	APJ	Scope 1 Natural Gas, Diesel, and Fugitive	1 248	2022
Cloud	Hosting	Europe	Scope 3 Data Centers Non-IT Electricity	36 946	2022
Employees	Waste	Africa	Scope 3 Business Travel	0 132	2022
Offices	Furniture, fixtures, and supplies	Europe	Scope 3 Data Centers Non-IT Electricity	367 083	2022
Offices	Natural gas	APJ	Scope 3 Employee Commute and Remote Work	0 406	2022
Offices	Natural gas	Africa	Scope 3 Employee Commute and Remote Work	0 426	2022
Offices	Electricity	APJ	Scope 3 Employee Commute and Remote Work	14 056	2022
Offices	Natural gas	North America	Scope 3 Employee Commute and Remote Work	5 466	2022
Offices	Natural gas	APJ	Scope 1 Natural Gas, Diesel, and Fugitive	1 872	2022
Employees	Meals	Europe	Scope 3 Data Centers Non-IT Electricity	218 021	2021
Employees	Commute	North America	Scope 3 Business Travel	795 52	2021
Offices	Natural gas	North America	Scope 1 Company-Operated Vehicles	4 87	2022
Goods & services	Business Services	Europe	Scope 3 Data Centers Non-IT Electricity	143 964	2022
Goods & services	Tooling & Software	Europe	Scope 3 Data Centers Non-IT Electricity	5 161	2021
Offices	Energy Use	APJ	Scope 1 Natural Gas, Diesel, and Fugitive	9 84	2021
Offices	Energy Use	APJ	Scope 2 Purchased Electricity	0 021	2021
Employees	Waste	North America	Scope 3 Business Travel	61 933	2021
Employees	Home offices	APJ	Scope 3 Business Travel	34 636	2022
Offices	Energy Use	APJ	Scope 2 Purchased Electricity	0 021	2022
Offices	Electricity	APJ	Scope 2 Purchased Electricity	51 664	2021
Goods & services	Personnel Costs	Europe	Scope 3 Data Centers Non-IT Electricity	75 675	2021
Employees	Waste	Africa	Scope 3 Business Travel	0 066	2021
Employees	Home offices	North America	Scope 3 Business Travel	1000 939	2022
Offices	Electricity	North America	Scope 2 Purchased Electricity	42 508	2021
Offices	Natural gas	North America	Scope 1 Natural Gas, Diesel, and Fugitive	18 535	2021
Offices	Natural gas	Africa	Scope 1 Natural Gas, Diesel, and Fugitive	1 632	2021
Offices	Non-IT Hardware and other Peripherals	North America	Scope 3 Data Centers Non-IT Electricity	364 014	2021

The background is a solid dark blue. On the left side, there are two overlapping circles. The upper circle is a bright cyan color, and the lower circle is a slightly lighter, pale cyan color. The word "Takeaways" is written in white, bold, sans-serif font, positioned to the right of the circles.

# Takeaways

# Central Repository for ESG Data




**One Enterprise Management Cloud** for visibility into HR and Financial Sustainability-related metrics



**Appeal to CFO and CSO** with ability to incorporate sustainability into strategic decision-making



**Leverage existing functionality and Prism Analytics** for 360° view into Sustainability KPIs



**Q&A**

The background of the slide is a solid orange color. On the right side, there are three large, overlapping circles in shades of orange and yellow, creating a modern, abstract design.

# Thank you

